

MATHEMATICS

WORKSHEETS



CLASS I

Kendriya Vidyalaya Sangathan

Cluster 2

K.V.Hebbal,

K.V IISc,

K.V. No.1 Jalahalli,

K.V No.2 Jalahalli,

K.V. Malleswaram

MATH-MAGIC

BOOK 1

Worksheets Planned For the Year 2011-12

INTRODUCTION

The word mathematics often brings frown on the face of children. They feel jittery to learn with numbers. To erase this perception of mathematics and to make it a joyful learning experience this workbook is brought out. This edition of the workbook is prepared specially to develop interest among children to learn mathematics without the feeling of burden (Generous Joy NCF 2005).

The following are the highlights of this workbook:

- Readiness exercises
- Child-centered Activities
- Exercises designed especially for the development of understanding, computation and problem-solving skills.
- Strengthening of the learning process though team/group based activities.

The activities in this book aim to fortify the concepts learnt by the child in class and encourage the child to think laterally by approaching each concept from different perspectives. The exercises have been carefully designed and arranged to enable the child to work them out individually.


I trust this workbook will prove beneficial to students, teachers and parents as well.

ACKNOWLEDGEMENT

We thank the Principal, Headmistress and Teachers of K .V. Hebbal for their guidance, support and co-operation. It is their encouragement that made it possible to bring out this workbook to reach out to the children of all the KV's included in cluster 2.

WORK BOOK IN MATHEMATICS (2011-12)

Class 1



Paste your photo in the box:



Table of Contents:

Sl No.	Month	Topic	No. of W.S	Page No.
<u>I TERM</u>				
1.	April/May	SHAPES AND SPACE	1 - 4	6 – 9
2.	June/July	NUMBERS 1 TO 9	1 – 4	10 – 13
3.	August	ADDITION	1 – 4	14 – 17
4.	September	SUBTRACTION	1 – 4	18 – 21
<u>II TERM</u>				
5.	October	NUMBERS from 10 TO 20	1 – 4	22-25
6.	November	TIME	1 – 4	26-29
		MEASUREMENT	1 – 4	30-33
7.	December	NUMBERS from 21 TO 50	1 – 4	34-36
		DATA HANDLING	1 – 4	37-40
8.	January	PATTERNS	1 – 4	41-44
		NUMBERS from 51 TO 100	1 - 4	45-48
9.	Feburary	MONEY	1 – 4	49-52
		HOW MANY	1 – 4	53-56

Topic: Shapes and Space

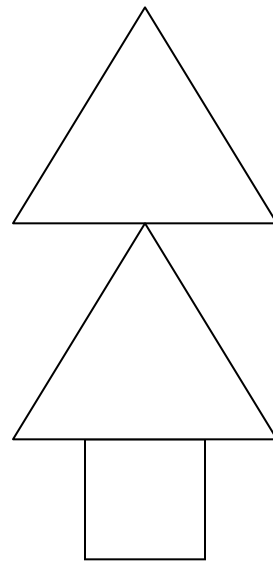
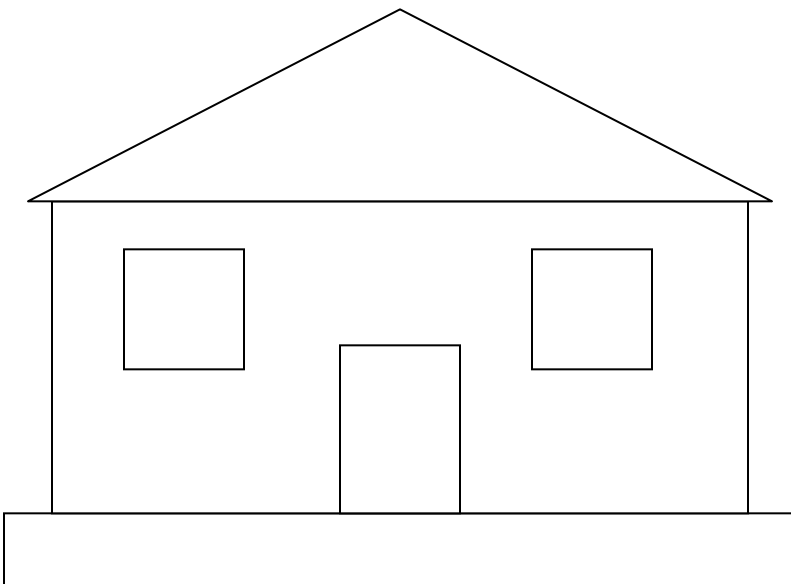

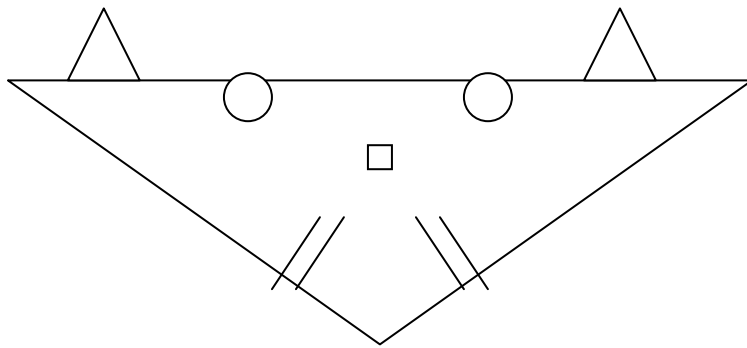
Date _____

WORK SHEET No. 1

Month _____

Competency :- Understanding Basic Concepts

1. Colour ○ red, △ green, □ blue, ▭ yellow,



Teacher's sign: _____

Parent's sign _____

WORK SHEET NO. 2

Date_____

Month_____

Competency : Understanding Basic Concepts

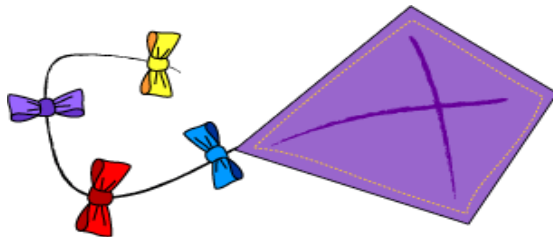
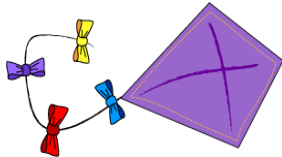
1. Tick the thicker brush



2. Tick the longer pencil



3. Tick the smaller kite



4. Tick the bigger ball



Teacher's sign:_____

Parent's sign_____

WORK SHEET NO. 3

Date _____


Month _____

Competency :- Understanding Basic Concepts




1. Tick the cat nearest to the tree



2. Tick the farthest object from the bed.



3. Tick the nearest car to the house



4. Tick the farthest cloud from the moon



Teacher's sign: _____

Parent's sign _____




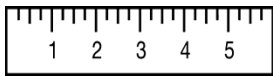
WORK SHEET NO. 4

Date _____

Month _____

Competency :- Understanding Basic Concept

1. Write 'rolls' under the objects which rolls and 'slides' under the objects which slides.



Teacher's sign: _____

Parent's sign _____

Topic: Numbers from one to nine


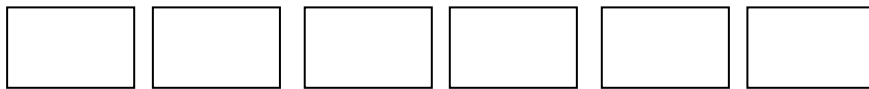
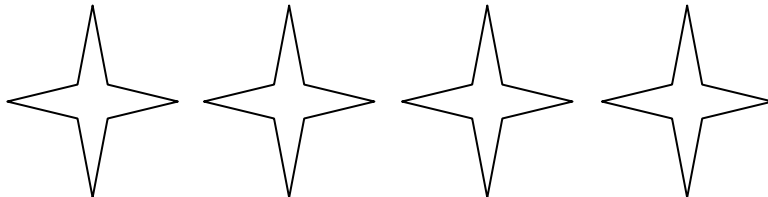
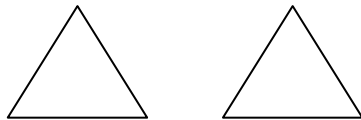
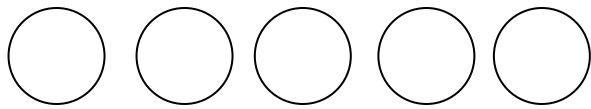
Date _____

WORK SHEET No. 1

Month _____

Competency:- Understanding basic concepts:-

Match the picture with the correct number:-



Teacher's sign

Parent's sign

WORK SHEET NO. 2

Date_____

Month_____











Competency:- Understanding basic concepts

1. Join the dots and colour the picture .

2. Write the numbers before and after the given numbers .

Before

After



Teacher's sign

Parent's sign

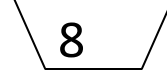


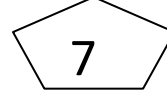
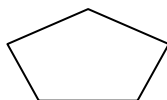
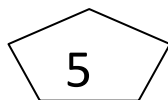
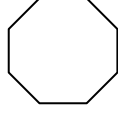
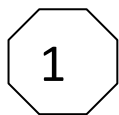
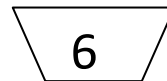


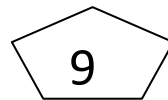
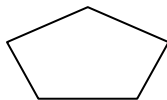
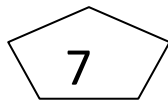
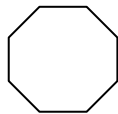
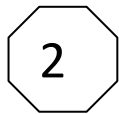
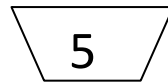

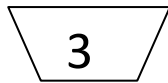
WORK SHEET NO. 3

Date _____

Month _____

Competency: - Understanding basic concepts: -

1. Write the number between the given numbers.



Teacher's sign

Parent's sign

WORK SHEET NO. 4

Date_____

Month_____

Competency : - Understanding basic concepts

1. Re-arrange the jumbled spelling of the numbers and write the correct numbers.

Example:-

S	X	I
---	---	---

S	I	X
---	---	---

6

W	O	T
---	---	---

--	--	--

○

O	E	N
---	---	---

--	--	--

○

I	V	E	F
---	---	---	---

--	--	--	--

○

R	O	U	F
---	---	---	---

--	--	--	--

○

E	V	N	E	S
---	---	---	---	---

--	--	--	--	--

○

T	G	H	I	E
---	---	---	---	---

--	--	--	--	--

○

E	E	R	H	T
---	---	---	---	---

--	--	--	--	--

○

E	N	I	N
---	---	---	---

--	--	--	--

○

Teacher's sign

Parent's sign

Topic: Addition

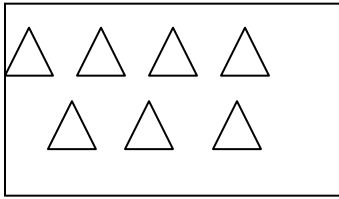
Date _____

WORK SHEET No. 1

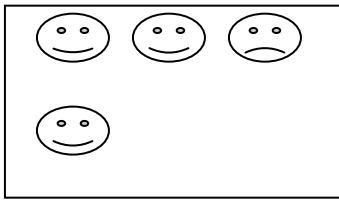
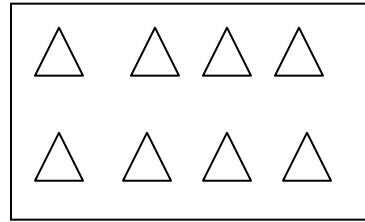
Month _____

Competency – Ability to compute

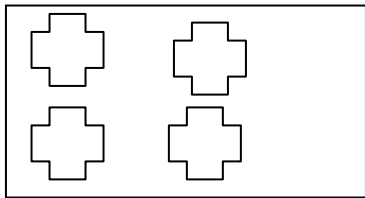

Count and colour the correct number of shapes





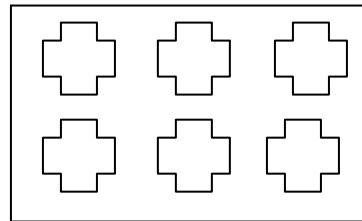
and  more is



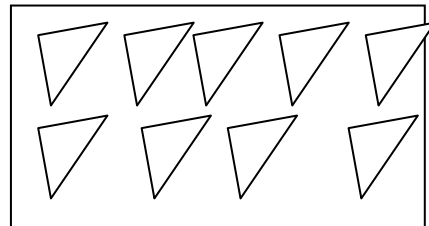
and  more is



and  more is



and  more is



Teacher's sign - _____

Parent's sign - _____

WORK SHEET NO. 2

Date_____

Month_____

Competency –Ability to compute

1. ADD and MATCH

3+2

2+4

4+ 2

2+3

1+ 3

1+2

2+1

3+1

3+ 6

1+5

5+ 1

6+3

7 + 2

5+4

4 + 5

2+ 7

Teacher's sign - _____

Parent's sign - _____

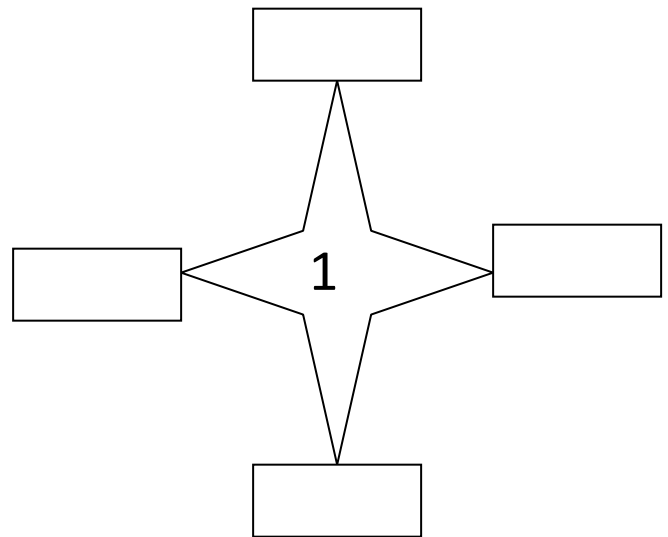
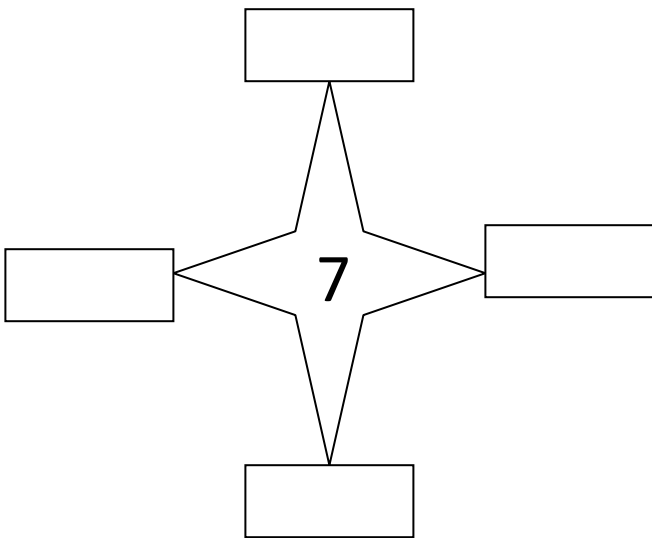
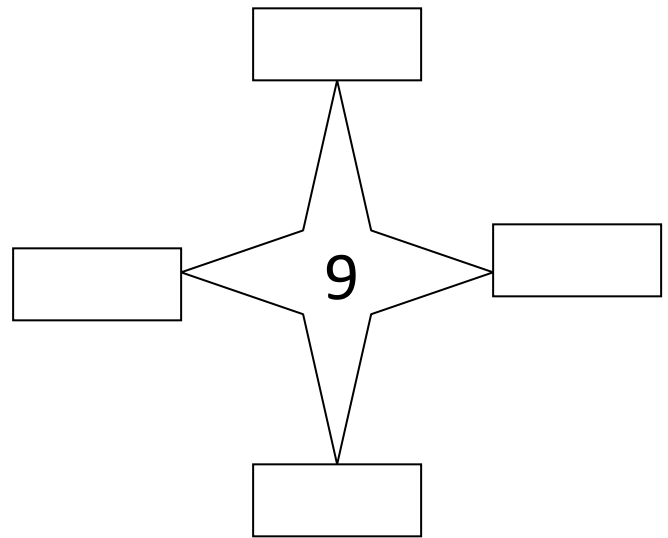
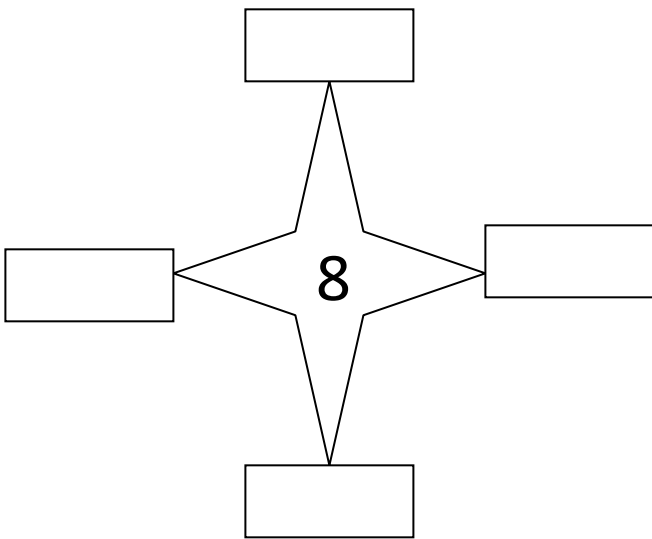
WORK SHEET NO. 3

Date _____

Month _____

Competency –Understanding basic concepts

Fill up this number Sun with addition facts



Teacher's sign - _____

Parent's sign - _____

WORK SHEET NO. 4

Date_____

Month_____

Competency – Ability to Compute

1. Find the sum:

4	3	7
+ 5	+ 2	+ 2
_____	_____	_____
_____	_____	_____

5	4	2
+ 0	+ 0	+ 5
_____	_____	_____
_____	_____	_____

2. Find the Sum and fill in the blanks:

4 + 2 =

6 + 3 =

8 + 1 =

7 + 2 =

6 + 2 =

4 + 3 =

7 + 1 =

9 + 1 =

5 + 4 =

2 + 7 =

Teacher's Sign

Parent's Sign

Topic: Subtraction


Date _____

WORK SHEET No. 1

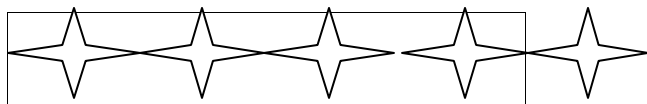
Month _____

Competency: Ability to Compute

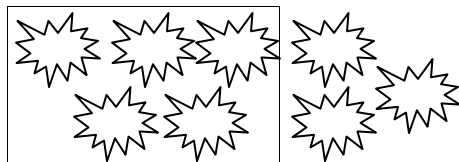
1. Subtract:




7 take away 4 =



5 take away 4 =



8 take away 5 =



9 take away 6 =

Teacher's sign

Parent's sign

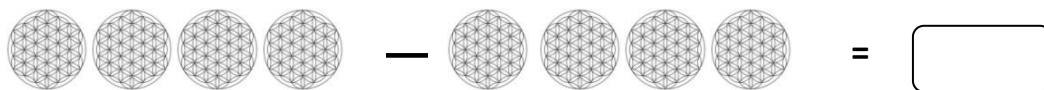
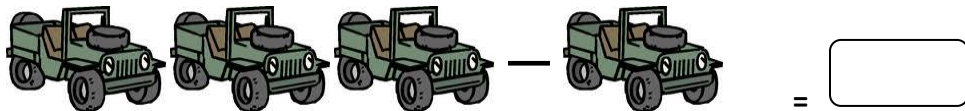
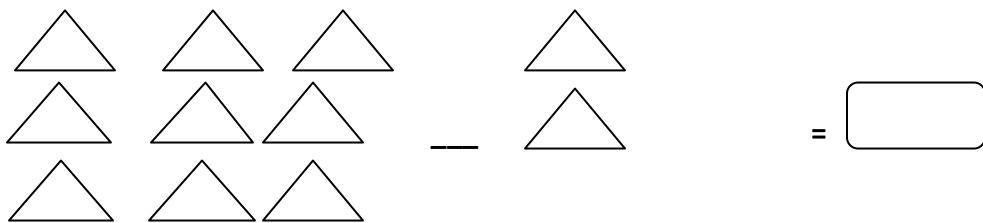

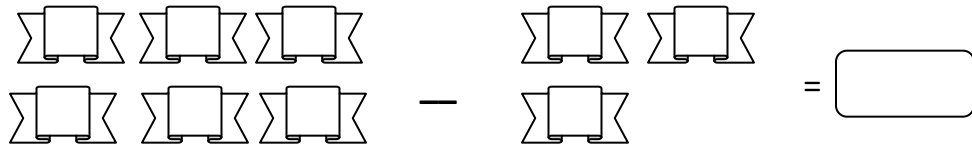
WORK SHEET NO. 2

Date _____

Month _____

Competency: Ability to compute

1. Subtract and write the answer in the box:



Teacher's sign

Parent's sign

WORK SHEET NO. 3

Date _____

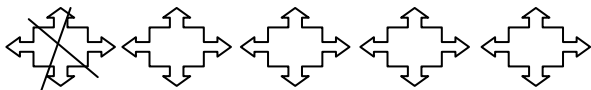

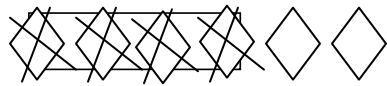
Month _____

Competency: Ability to Compute

1. Write as shown and subtract:-



5 - 3 = 2



Teacher's sign

Parent's sign

WORK SHEET NO. 4

Date _____

Month _____

Competency: - Ability to compute

1. Subtract and Match:-

$8 - 0$

2

$9 - 1$

$7 - 3$

3

$8 - 3$

$6 - 4$

8

$7 - 4$

$8 - 5$

5

$5 - 3$

$2 - 1$

4

$6 - 2$

$5 - 0$

6

$4 - 3$

$7 - 1$

1

$9 - 3$

Teacher's sign

Parent's sign

Topic: Numbers from 10 to 20

Date _____

WORK SHEET No. 1

Month _____

Competency: Formation of Numbers

1. Copy and write the numbers in the given boxes. One is done for you:-

10	10	10	10	10	10	10	10	10	10
11									
12									
13									
14									
15									
16									
17									
18									
19									
20									

Competency: Understanding Basic Concept

2. Write the number name:-

15 = Fifteen

20 = _____ 19 = _____

13 = _____ 16 = _____

17 = _____ 18 = _____

14 = _____ 11 = _____

Teacher's sign

Parent's sign

WORK SHEET NO. 2

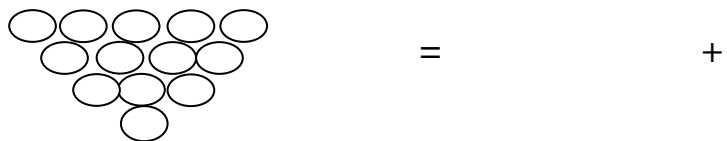
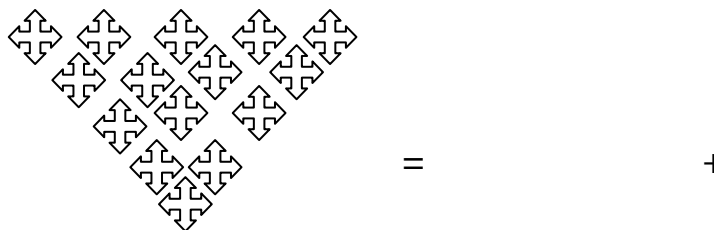

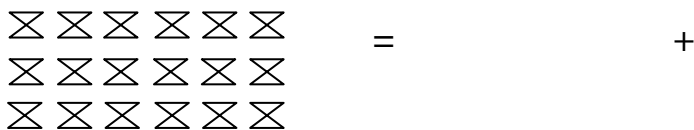
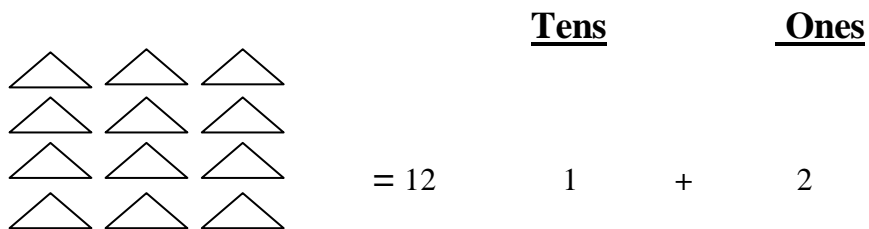
Date _____

Month _____

Competency: understanding Basic Concept

1. Split the numbers into tens and ones and write:-

Example



Teacher's sign

Parent's sign

WORK SHEET NO. 3

Date_____

Month_____

Competency: understanding Basic Concept

1. Write what comes:-

Before

___ 12

___ 13

___ 16

___ 11

___ 15

After

10 ___

14 ___

19 ___

17 ___

12 ___

2. What comes between:-

18 20

12 14

15 17

13 15

16 18

10 12

17 19

14 16

Teacher's sign

Parent's sign


WORK SHEET NO. 4

Date _____

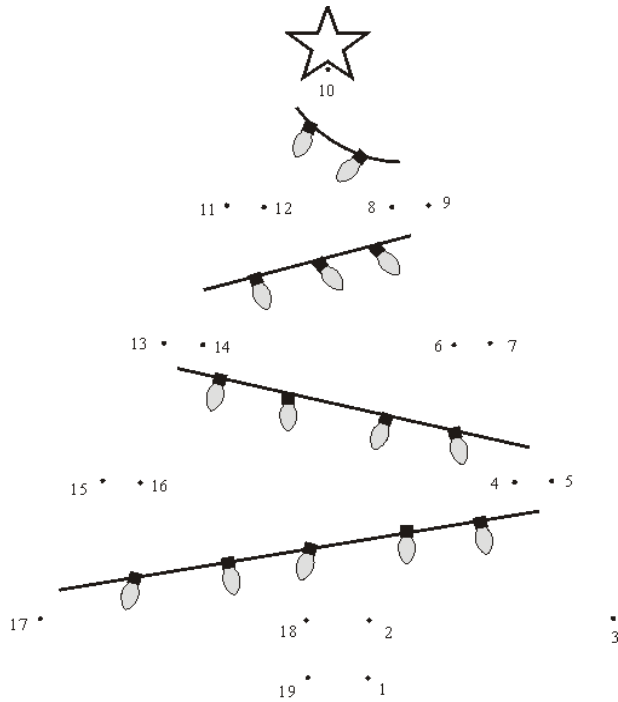
Month _____

Competency: Ability to compute

1. Skip counting by 2 (2-20)



2. Join the dots to make a Christmas tree:-



Teacher's sign

Parent's sign

Topic: Time

Date _____

WORK SHEET No. 1

Month _____

Competency: Understanding Basic Concept

1. Tick () the activities you do in the morning:-




2. Tick () the activities you do in the mid-day:-



3. Tick () the activities you do in the evening



4. Tick () the activities you do at night.



Teacher's sign

Parent's sign

WORK SHEET NO. 2

Date _____

Month _____

Competency: Formation of Numbers

1. Fill in the blanks:-

- i) A day has _____ hours.
- ii) There are _____ days in a week.
- iii) Sunday is a _____.



2. The names of seven days are :-

1. M _____, 2. T _____, 3. W _____,
4. T _____, 5. F _____,
6. S _____ and 7. S _____.

3. There are _____ months in a year.

They are:-

- | | |
|-------------|-------------|
| 1. J _____ | 2. F _____ |
| 3. M _____ | 4. A _____ |
| 5. M _____ | 6. J _____ |
| 7. J _____ | 8. A _____ |
| 9. S _____ | 10. O _____ |
| 11. N _____ | 12. D _____ |



Teacher's sign

Parent's sign

WORK SHEET NO. 3

Date_____

Month_____

Competency: Understanding Basic Concept

1. Answer the following questions:-

1. At what time do you get up in the morning?

Ans: - I get up at _____.

2. At what time do you go to school?

Ans: - _____.

3. At what time does your school start?

Ans: - _____.

4. At what time do you play?

Ans: - _____.

5. At what time do you take your dinner?

Ans: - _____.

6. At what time do you go to bed?

Ans: - _____.



Teacher's sign

Parent's sign

WORK SHEET NO. 4

Date_____

Month_____

Competency: Formation of Numbers

1. Fill in the blanks:-

_____ days has September,

April, June and November;

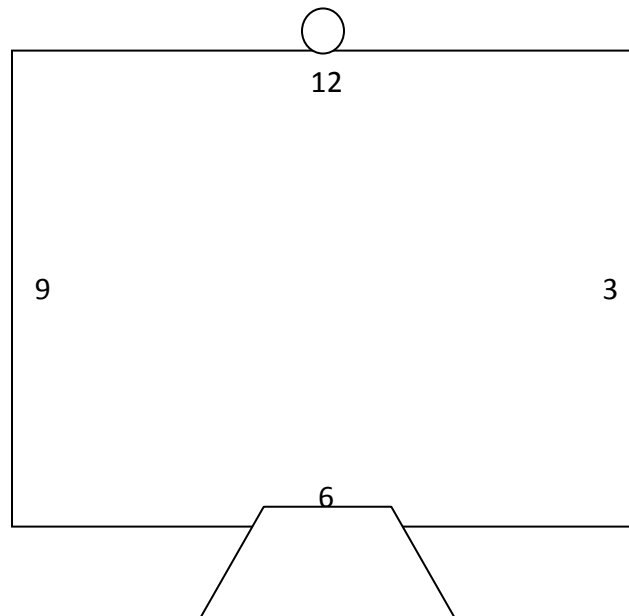
February has _____ alone

All the rest have _____

Except in Leap Year, that's the time

When February's Days are _____.

2. Draw a clock:-



Teacher's sign

Parent's sign

Topic: Measurement

Date _____

WORK SHEET No. 1

Month _____

Competency: - Understanding basic concepts: -

1. Encircle the longer pencil .



- 2 . Encircle the shorter girl:



3. Encircle the thinner brush:



Teacher's sign

Parent's sign

WORK SHEET NO. 2

Date _____

Month _____

Competency: - Understanding basic concepts:

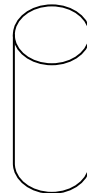

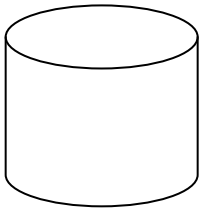
1. Tick the tallest tree:



2. Tick the heaviest watermelon:



3. Tick the thickest cylinder:



Teacher's sign

Parent's sign

WORK SHEET NO. 3

Date_____


Month_____

Competency: - Understanding basic concepts: -

1. Tick the heavier of the two:



2. Tick the lighter of the two:



3. Tick the thicker of the two:



Teacher's sign

Parent's sign

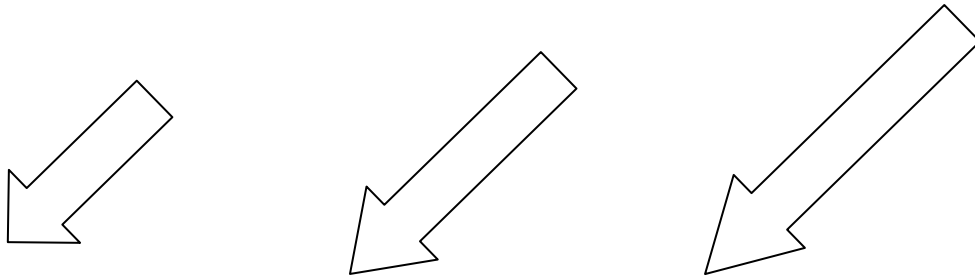
WORK SHEET NO. 4

Date_____

Month_____

Competency: - Understanding basic concepts:

1. Tick the Longest.



2. Measure and find out.

i' My classroom blackboard is _____ spans long .

ii' My book is _____ pencils long .

iii' My table is _____ spans long .

iv' The breath of my classroom is _____ feet.

v' My school bag is _____ Spans long .

Teacher's sign

Parent's sign

Topic: Numbers from 21 to 50

Date _____

WORK SHEET No. 1

Month _____

Competency: Understanding Basic Concept

1. Write the number names of the following:-

21 = _____ 34 = _____

24 = _____ 48 = _____

27 = _____ 25 = _____

30 = _____ 44 = _____

39 = _____ 29 = _____

42 = _____ 49 = _____

47 = _____ 23 = _____

50 = _____ 36 = _____

40 = _____ 25 = _____

33 = _____ 20 = _____

Teacher's sign

Parent's sign

WORK SHEET NO. 2

Date _____

Month _____

Competency: Understanding basic Concepts

1. Join the dots to make a lamb:-



Teacher's sign

Parent's sign

WORK SHEET NO. 3

Date _____

Month _____

Competency: Formation of Numbers

1. Write the missing numerals:-

1		3			6		8		10
11					16		18		
	22			25				29	
31		33			36				40
			44			47		49	

2. Write the numbers for the following number names:-

- a) five =
- b) Eighteen =
- c) thirty-six =
- d) twenty-nine =
- e) Twelve =

- f) forty-five =
- g) twenty =
- h) fifteen =
- i) forty-eight =
- j) thirty-five =

Teacher's sign

Parent's sign

Topic: Data Handling

Date _____

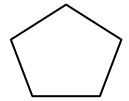
WORK SHEET No. 1

Month _____

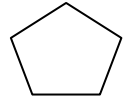
Competency: - Understanding basic concepts: -

1. Given below are objects that you see in your home. Count the number of letters in each object.

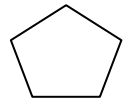
T A B L E



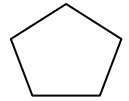
C H A I R



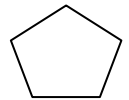
F A N



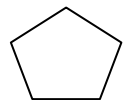
W I N D O W



C O M P U T E R



L I G H T



How many objects have 5 letters

How many objects have 3 letters

How many objects have 7 letters

How many times letter **A** comes in all the objects taken together

How many times letter **M** comes in all the objects taken together

Teacher's sign


Parent's sign

WORK SHEET NO. 2



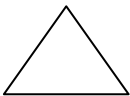

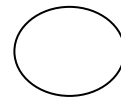
Date _____

Month _____

Competency: - Understanding basic concepts: -



1. Count the following shapes in the above picture .



Teacher's sign

Parent's sign

WORK SHEET NO. 3

Date_____

Month_____

Competency : Formation of Numbers

These are the names of some flowers grown in our school garden. Count the members of alphabets in each flower.

1. R O S E

4

2. J A S M I N E

3. H I S B I S C U S

4. P E R I W I N K L E

5. G U L M O H A R

6. D A H L I A

7. B A L S A M

1. How many flowers have 6 alphabets in their name _____

2. How many flowers have 8 alphabets in their name ? _____

3. Which flower has the least number of alphabets? _____

4. How many “ i “ are these in all the names? _____

Teacher’s sign.

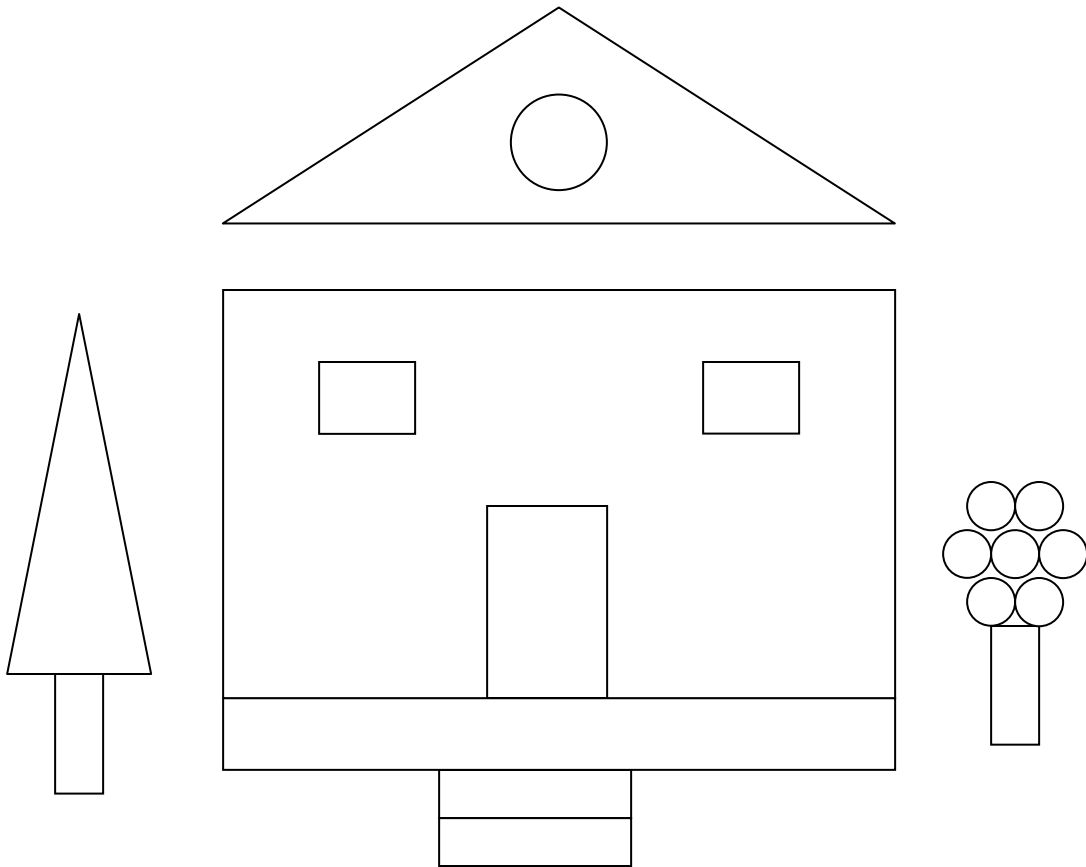
Parents’ sign.

WORK SHEET NO. 4

Date _____

Month _____

Competency:- Problem Solving Ability




Count the shapes in the above picture

Name the shape that occurs most _____

 - _____

 - _____

 - _____

 - _____

Name the shape that occurs least _____

Teacher's sign

Parent's sign

Topic: Patterns


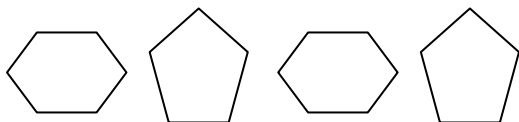


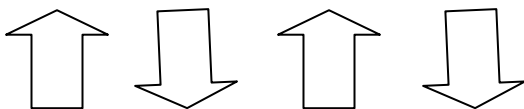

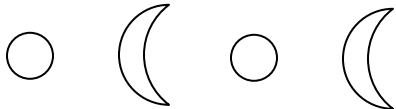

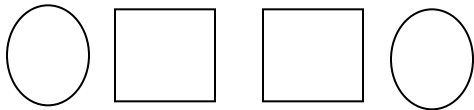
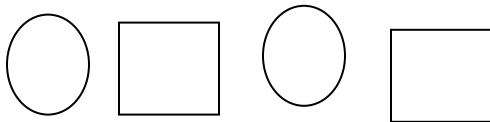


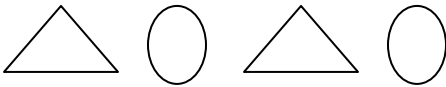


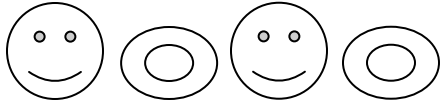
Date _____

WORK SHEET No. 1

Month _____

Competency – Understanding basic concepts

Look at the pattern and complete:



Teacher's Sign

Parent's Sign

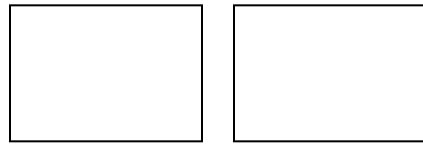

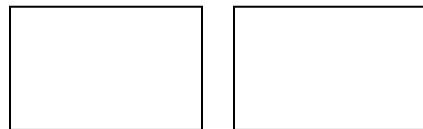
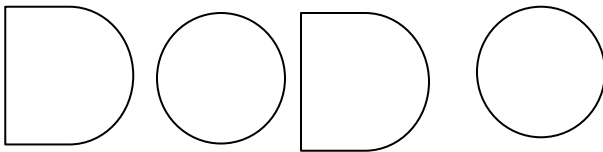
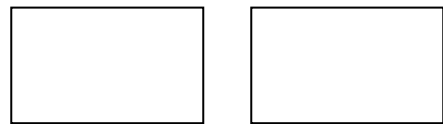
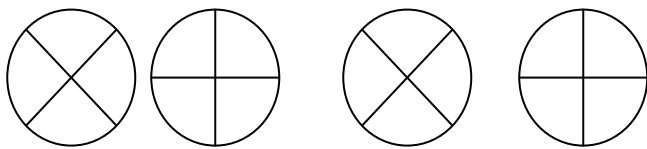
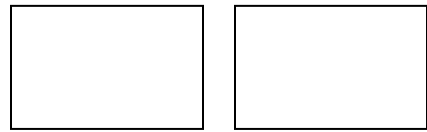
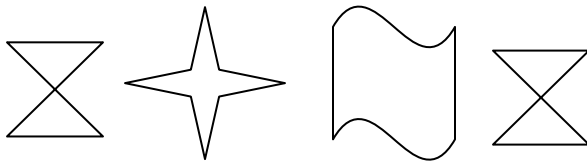
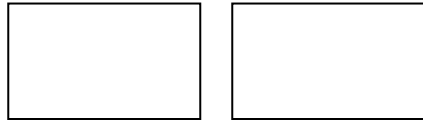
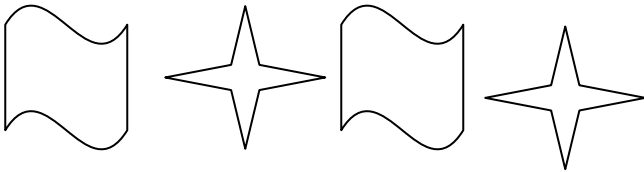
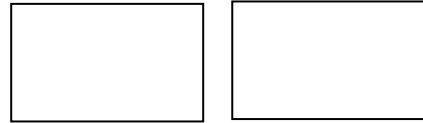
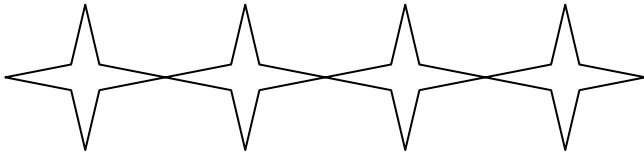
WORK SHEET NO. 2

Date _____

Month _____

Competency – Understanding basic concepts

1. Complete the following patterns:



Teacher's Sign

Parent's Sign


WORK SHEET NO. 3

Date_____

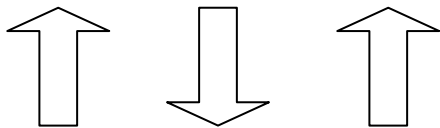
Month_____

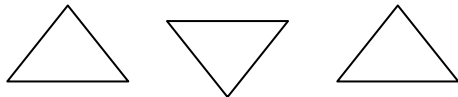
Competency: - Understanding basic concepts: -

1.Complete the following pattern :-

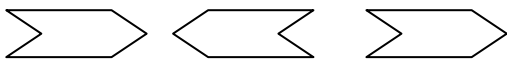














Teacher's sign

Parent's sign

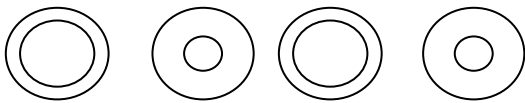

WORK SHEET NO. 4

Date _____

Month _____

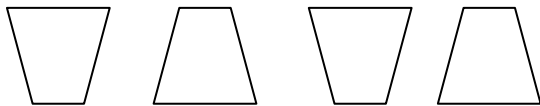
Competency: Understanding Basic Concepts

1. What comes next in the sequence?



11 11 12 11 11 12

12 11 11 12 11 11



Teacher's sign

Parent's sign

Topic: Numbers from 51 to 100

Date _____

WORK SHEET No. 1

Month _____

Competency :- Ability to compute

Write the following numerals as Tens and Ones:

45 - tens and ones

63 - tens and ones

84 - tens and ones

96 - tens and ones

77 - tens and ones

90 - tens and ones

75 - tens and ones

52 - tens and ones

68 - tens and ones

89 - tens and ones

57 - tens and ones

Teacher's sign

Parent's sign

WORK SHEET NO. 2

Date _____

Month _____

Competency: Formation of Numbers

1. Complete the table with numbers (forward counting):

51							58		
			64						
						77			
81				85					
			94					99	

2. Complete the table with numbers (backward Counting)

100				96				92	
		88					83		
80					75				71
	69							62	

Teacher's sign

Parent's sign

WORK SHEET NO. 3

Date _____

Month _____

Competency :- Problem Solving Ability

1. See the example and draw and show

25					
82					

52					
----	--	--	--	--	--

Teacher's sign

Parent's sign

WORK SHEET NO. 4

Date_____

Month_____

Competency:-Ability to Compute

1. Fill in the blanks with next three numbers.

Counting by 2's

1. 33 35 37 _____

2. 50 52 54 _____

3. 61 63 65 _____

4. 48 50 52 _____

5. 32 34 36 _____

Counting by 5's

1. 55 60 65 _____

2. 75 80 85 _____

3. 50 55 60 _____

Counting by 10's

1. 10 20 30 _____

2. 35 45 55 _____

3. 23 43 53 _____

Teacher's sign

Parent's sign

Topic: Money

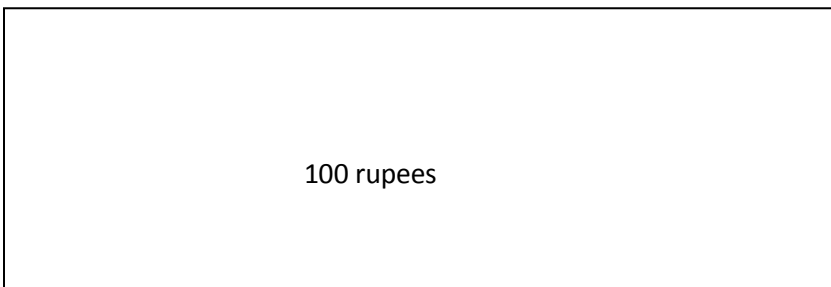
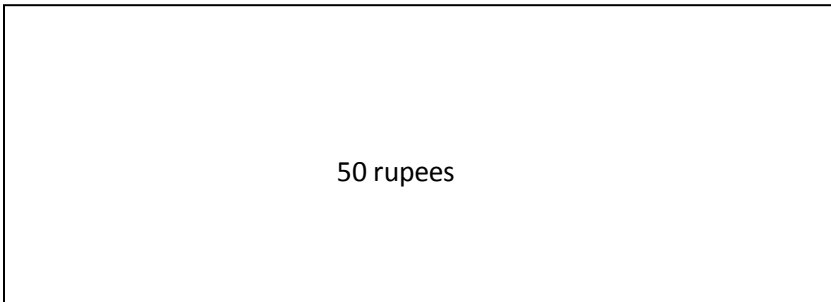
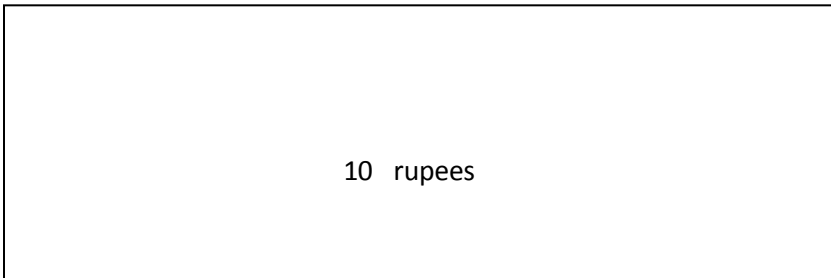
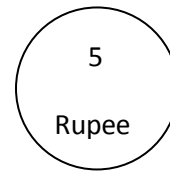
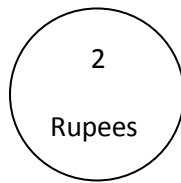
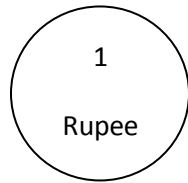
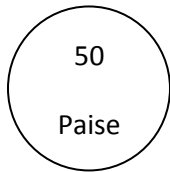
Date _____

WORK SHEET No. 1

Month _____

Competency: Understanding Basic concept

1. Stick the pictures of coins and notes of given denominations:



Teacher's sign

Parent's sign

WORK SHEET NO. 2

Date_____

Month_____

Competency: Ability To Compute

1. Make the given amount using different combination of coins:-

50 paise

1 rupee

2 rupees

1 rupee

--

2 rupees

--

4 rupees

--

5 rupees

--

6 rupees

--

Teacher's sign

Parent's sign

WORK SHEET NO. 3

Date _____


Month _____

Competency: Problem Solving Ability

1. Guess and write the cost of the following items:



Rs. 20



Teacher's sign

Parent's sign

WORK SHEET NO. 4

Date _____

Month _____

Competency: - Understanding basic concepts: -

1. With a pencil trace the coins used in India .

50 Paise



1 rupee



2 rupees



5 rupees



10 rupees



Teacher's sign

Parent's sign

Topic: How Many?

Date _____

WORK SHEET No. 1

Month _____

Competency – Ability to compute

1. Find the sum:

1. $\textcircled{12} + \textcircled{13} =$

2. $\textcircled{10} + \textcircled{15} =$

3. $\textcircled{35} + \textcircled{22} =$

Competency: Understanding Basic Concepts

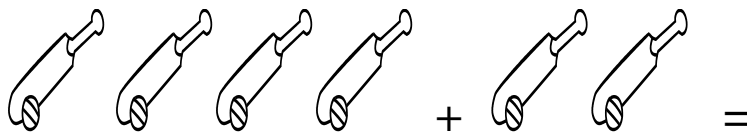
1. Encircle the bigger number

1. 67 77

2. 30 19

3. 43 57

2. How many altogether



Teacher's sign:

Parent's sign:

WORK SHEET NO. 2

Date _____

Month _____

Competency – Understanding Basic Concepts

1. Write the number names

58 _____

65 _____

40 _____

97 _____

2. Write the numerals

thirty-five _____

twenty nine - _____

ninety –one _____

seventy three - _____

Competency: Understanding basic concepts

3. How many tens and ones are there?


	Tens	ones
34 =	_____	_____
50 =	_____	_____
23 =	_____	_____
15 =	_____	_____

Competency – Ability to compute

4. How much will the following cost?



= Rupees 5



= Rupees _____

Teacher's sign

Parent's sign:




WORK SHEET NO. 3

Date _____

Month _____

Competency – Ability to compute

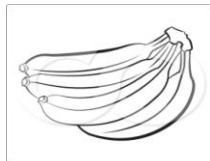
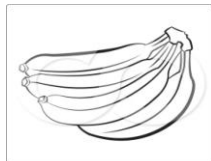
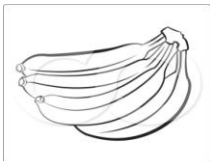
1. Count and write how many:



= _____



= _____



= _____



= _____

Teacher's sign

Parent's sign

WORK SHEET NO. 4

Date_____

Month_____

Competency –Understanding Basic Concepts

1. Arrange these numbers from big to small

54, 63, 43, 16, 27, 56, 34, 6, 32, 12

2. Arrange these numbers from small to big

3. Write the missing numbers

63, 64, 64, __, __, __, __, __, __, __

20, 21, 22, __, __, __, __, __, __

99, 98, 97, __, __, __, __, __, __

74, 73, 72, 71, __, __, __, __, __

90, 89, 88, 87, __, __, __, __, __

4. Circle the smaller number

71, 83

42, 45

34, 75

91, 83

Teacher's sign

Parent's sign